

Summary of Cable Fittings

This booklet is designed to give you a better understanding of our product line, why there are so many different components, and the application they're designed for, all at a glance. For more detailed information on each of the components themselves, please refer to our *Architectural Cable Railing Products* catalog in hard copy, or at our website, where it is listed as "Hardware & cable catalog". If you have a smart phone, please scan the QR code listed with the component to go straight to the website description of that part.

Each component listed is unique from every other component. They are divided into two groups, tensioning and non-tensioning (stop-end) fittings, and they can be attached to the cable two different ways, via direct swage (hydraulic crimp) or swageless (system of locking internal jaws) connection.

Tensioning and non-tensioning (stop-end) fittings.

Cables must be tensioned, so there needs to be a tensioner on at least one end of each cable. On many cable runs, a tensioner can be used on one end and a non-tensioner (stop-end) fitting can be used on the other end. Non-tensioning devices are generally less expensive than tensioners.

Swageless vs. swaged fittings. Swaging is a term used for attaching fittings to cables. Swageless and swaged fittings can be used together on the same cable, as long as one end has a tensioning device.

Swageless Fittings. Generally more expensive than swaged fittings, swageless fittings offer the convenience of installation of the fittings onto the cables by hand, without the need for special equipment.

Swaged Fittings. Generally less expensive than swageless fittings, swaged fittings require special equipment to swage the fittings onto the cables. There are more types of swaged fittings available than swageless fittings. On larger jobs, the savings in using swaged fittings may more than offset the cost of renting or purchasing the swaging equipment or having the fittings swaged onto the cables by a distributor or the factory.

Tensioning Fittings

Invisiware® Receiver. Used in conjunction with Invisiware threaded swaging stud, which requires swaging. Receiver fits into and can be concealed inside the end post. Can be used on stairs without having to drill end post holes at an angle.

Receiver with Push-Lock™ stud. Same as Invisiware Receiver but used in conjunction with Push-Lock stud, which is swageless. Fits through the end post. Holes in the end post must be drilled at an angle when used on stairs.

Adjust-A-Jaw® tensioner. Requires swaging. Fitting attaches to a tab on the outside of the end post (see Mounting Aids). Can be used on straight runs or stairs.

Adjust-A-Body® tensioners. Require swaging. Fitting styles that attach to end posts using tabs, by threading into posts, into wood or into concrete.

Non-tensioning (Stop-end) Fittings

These fittings are used on one end of runs that are 25 feet or less and where the cable is not bending.

Push-Lock Fitting. Swageless fitting.

Six varieties to match up with whatever end post need you have — hide inside the post, lag in, thread in, hinge for stair, connect to receiver, or act as a second tensioning fitting.

Pull-Lock™ Fitting. Swageless fitting.

For straight runs. Fits into and can be concealed inside the end post.

Invisiware Radius Ferrule. Requires swaging.

Fits into end post. Complements Invisiware Receiver (above) on other end of cable.

Ultra-tec Clip-on Stop. Requires swaging.

Fits into end post. Used most often where the tensioner is swaged onto the cable by a distributor or the factory. Requires smaller holes in intermediate posts than other swaged-on fittings.

Ultra-tec Fixed Jaw. Requires swaging.

Fitting attaches to a tab on the outside of the end post (see Mounting Aids). Complements Adjust-A-Jaw tensioner (above) on other end of cable. Can be used on straight runs or stairs.

Cable Fittings for Pedestrian Cable Railings

Material: All products shown are type 316 stainless steel, unless otherwise noted.

Applicable Standards: ASTM A276 – Stainless Steel Bars and Shapes, unless otherwise noted.

Availability: Supplied from manufacturer's stock or from stocking distributors.

Uses: Cable fittings, including adjusters (tensioning) and non-adjusting (non-tensioning) devices for use in pedestrian cable railings. Can also be used in trellis applications. Fittings are not designed for lifting and will not hold to the breaking strength of the cable. Maximum load should not exceed 700 pounds.

Ultra-tec®
CABLE RAILING SYSTEMS



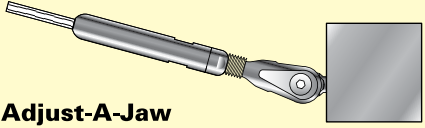
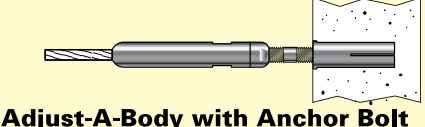
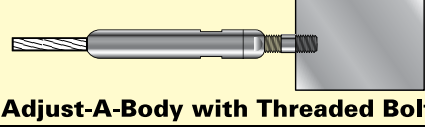
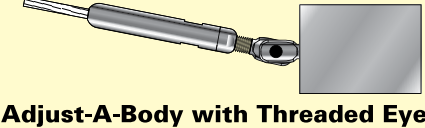
CABLE RAILING FITTINGS

Product Description

Part No.


APPLICATIONS

Tensioning Device — a tensioning device is required on at least one end									
Non-tensioning Device									
Swageless fitting — no special equipment to install									
Use with metal frame									
Use with wood frame									
Mounts through post — can be hidden inside post									
Mounts to inside face of post									
Mounts with Tab or Lag Eye — see pgs 7-8									
Use on straight runs only, not on stairs									
For Cable Diameter (1x19 S/S Strand)									

Product Description	Part No.									
 Adjust-A-Jaw	A-J62	X			X	X	X	X		1/8" & 3/16"
	A-J82	X			X	X	X	X		1/4"
	A-J122	X			X	X	X	X		5/16" & 3/8"
 Adjust-A-Body with Anchor Bolt									For Concrete	
	A-JAB6	X							X	1/8" & 3/16"
	A-JAB8	X							X	1/4"
 Adjust-A-Body with Threaded Bolt	A-JTB6	X			X			X	X	1/8" & 3/16"
	A-JTB8	X			X			X	X	1/4"
	A-JTB12	X			X			X	X	5/16" & 3/8"
 Adjust-A-Body with Threaded Eye	A-JTE6	X			X	X		X	X	1/8" & 3/16"
	A-JTE8	X			X	X		X	X	1/4"

All Ultra-tec® hardware is manufactured in the United States of America.

1-800-851-2961 ■ 775-885-1443 ■ Fax 775-885-2734
 52 Heppner Drive ■ Carson City, NV 89706
 E-mail: info@ultra-tec.com Website: www.ultra-tec.com



Ultra-tec®
CABLE RAILING SYSTEMS

APPLICATIONS

Ultra-tec®

CABLE RAILING SYSTEMS

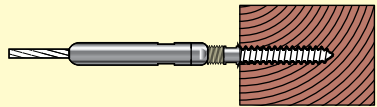
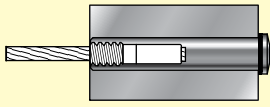
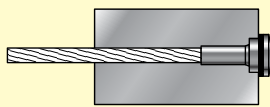
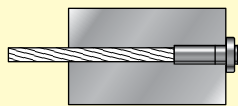



CABLE RAILING FITTINGS

(continued)

Product Description

Part No.

	Tensioning Device — a tensioning device is required on at least one end							
	Non-tensioning Device							
	Swageless fitting — no special equipment to install							
	Use with metal frame							
	Use with wood frame							
	Mounts through post — can be hidden inside post							
	Mounts to inside face of post							
	Mounts with Tab or Lag Eye — see pgs 7-8							
	Use on straight runs only, not on stairs							
	For Cable Diameter (1x19 S/S Strand)							
 <p>Adjust-A-Body with Hanger Bolt</p>								QR
A-JB6	X				X	X		1/8" & 3/16"
A-JB8	X				X	X		1/4"
A-JB6-L	X				X	X		1/8" & 3/16"
 <p>Invisiware Receiver</p>								QR
R-6-12 through R-6-62	X			X	*	X		1/8" & 3/16"
R-8-22 through R-8-52	X			X	*	X		1/4"
R-12-32 through R-12-52	X			X	*	X		5/16" & 3/8"
 <p>Invisiware Radius Ferrule</p>								QR
RF-4		X		X	*	X		1/8"
RF-6		X		X	*	X		3/16"
RF-8		X		X	*	X		1/4"
RF-10		X		X	*	X		5/16"
RF-12		X		X	*	X		3/8"
 <p>Ultra-tec Clip-On Stop</p>								QR
COS-4		X			X	X	X	1/8"
COS-6		X			X	X	X	3/16"
COS-4M		X		X		X	X	1/8"
COS-6M		X		X		X	X	3/16"



Ultra-tec®

CABLE RAILING SYSTEMS



CABLE RAILING FITTINGS

(continued)

Product Description

Part No.

APPLICATIONS

Tensioning Device — a tensioning device is required on at least one end

Non-tensioning Device

Swageless fitting — no special equipment to install

Use with metal frame

Use with wood frame

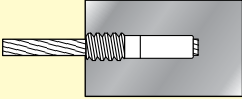
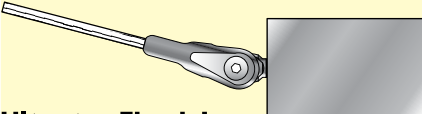
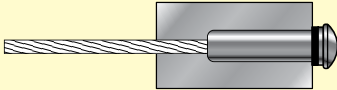
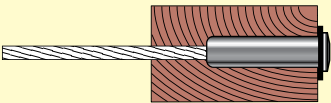
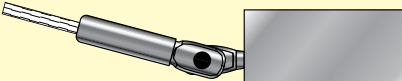
Mounts through post — can be hidden inside post

Mounts to inside face of post

Mounts with Tab or Lag Eye — see pgs 7-8


Use on straight runs only, not on stairs

For Cable Diameter (1x19 S/S Strand)

Part No.	Green	Blue	Grey	Brown	Red	Orange	Yellow	Green	Cable Diameter	Notes
										
Invisiware Threaded Swaging Stud (when used as a stop-end in a tapped hole)										
S-4	X	X	X	X	X	X	X	X	1/8"	
S-6	X	X	X	X	X	X	X	X	3/16"	
S-8	X	X	X	X	X	X	X	X	1/4"	
S-10	X	X	X	X	X	X	X	X	5/16"	
S-12	X	X	X	X	X	X	X	X	3/8"	
										
Ultra-tec Fixed Jaw										
F-J62	X	X	X	X	X	X	X	X	1/8" & 3/16"	
F-J82	X	X	X	X	X	X	X	X	1/4"	
F-J122	X	X	X	X	X	X	X	X	5/16" & 3/8"	
										
Pull-Lock Fitting										
PUL-4	X	X	X	*	X			**	1/8"	Note: USE ONLY WITH 1X19 STAINLESS STEEL L.H. LAY STRAND
PUL-6	X	X	X	*	X			**	3/16"	
										
Push-Lock Fitting										
PL-4	X	X	X	*	X			**	1/8"	Note: USE ONLY WITH 1X19 STAINLESS STEEL L.H. LAY STRAND
PL-6	X	X	X	*	X			**	3/16"	
										
Push-Lock Fitting with Threaded Eye										
PL-TE4	X	X	X	X	X	X	X	X	1/8"	Note: USE ONLY WITH 1X19 STAINLESS STEEL L.H. LAY STRAND
PL-TE6	X	X	X	X	X	X	X	X	3/16"	

All Ultra-tec® hardware is manufactured in the United States of America.

1-800-851-2961 ■ 775-885-1443 ■ Fax 775-885-2734
 52 Heppner Drive ■ Carson City, NV 89706
 E-mail: info@ultra-tec.com Website: www.ultra-tec.com



Ultra-tec®
CABLE RAILING SYSTEMS

APPLICATIONS

Ultra-tec®

CABLE RAILING SYSTEMS

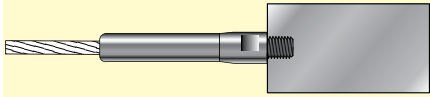

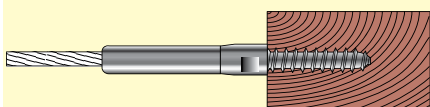

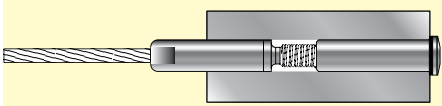

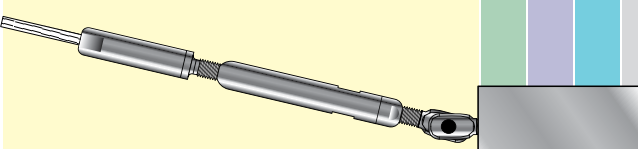



CABLE RAILING FITTINGS


(continued)

Product Description

Part No.

	Tensioning Device — a tensioning device is required on at least one end											
	Non-tensioning Device											
	Swageless fitting — no special equipment to install											
	Use with metal frame											
	Use with wood frame											
	Mounts through post — can be hidden inside post											
	Mounts to inside face of post											
	Mounts with Tab or Lag Eye — see pgs 7-8											
	Use on straight runs only, not on stairs											
	For Cable Diameter (1x19 S/S Strand)											
												
Push-Lock Threaded Bolt												
PL-TH4	X	X	X					X		X	1/8"	Note: USE ONLY WITH 1X19 STAINLESS STEEL L.H. LAY STRAND
PL-TH6	X	X	X					X		X	3/16"	
												
Push-Lock Lag												
PL-L4	X	X			X			X		X	1/8"	Note: USE ONLY WITH 1X19 STAINLESS STEEL L.H. LAY STRAND
PL-L6	X	X			X			X		X	3/16"	
												
Receiver with Push-Lock Stud												
PLST-4	X		X	X	*	X				**	1/8"	Note: USE ONLY WITH 1X19 STAINLESS STEEL L.H. LAY STRAND
PLST-6	X		X	X	*	X				**	3/16"	
												
Push-Lock Turnbuckle												
PL-TB4	X		X	X	X			X	X		1/8"	Note: USE ONLY WITH 1X19 STAINLESS STEEL L.H. LAY STRAND
PL-TB6	X		X	X	X			X	X		3/16"	

All Ultra-tec® hardware is manufactured in the United States of America.



Mounting Aids for Cable Fittings for Pedestrian Cable Railings

Material: All products shown are type 316 stainless steel, unless otherwise noted.

Applicable Standards: ASTM A276 – Stainless Steel Bars and Shapes, unless otherwise noted.

Uses: To mount cable railing fittings to posts or other structural elements.

Availability: Supplied from manufacturer's stock or from stocking distributors.







Ultra-tec
CABLE RAILING SYSTEMS

CABLE RAILING MOUNTING AIDS

Product Description
Part No.


APPLICATIONS

Use with metal frame
Use with wood frame
Threads or screws into post
Welded inside post
Use on straight runs only
For use with Fittings for Cable Diameter (1x19 S/S Strand)

Product Description Part No.	Use with metal frame	Use with wood frame	Threads or screws into post	Welded inside post	Use on straight runs only	For use with Fittings for Cable Diameter (1x19 S/S Strand)
 Invisiware Threaded Tab						
TT-6B	X	X	X			1/8" & 3/16"
TT-8B	X	X	X			1/4" thru 3/8"
 Invisiware Extended Length Threaded Tab						
TT-6B-L	X		*			1/8" & 3/16"
 Invisiware Fixed Tab						
F-T6-5A (Carbon Steel) ASTM A108, Type 1018	X		X			1/8" & 3/16"
F-T8-5A (Carbon Steel) ASTM A108, Type 1018	X		X			1/4"
F-T6-5B	X		X			1/8" & 3/16"
F-T8-5B	X		X			1/4"

All Ultra-tec® hardware is manufactured in the United States of America.

1-800-851-2961 ■ 775-885-1443 ■ Fax 775-885-2734
52 Heppner Drive ■ Carson City, NV 89706
E-mail: info@ultra-tec.com Website: www.ultra-tec.com









Ultra-tec
CABLE RAILING SYSTEMS

CABLE RAILING MOUNTING AIDS

Product Description
Part No.

APPLICATIONS

Use with metal frame
Use with wood frame
Threads or screws into post
Welded inside post
Use on straight runs only
For use with Fittings for Cable Diameter (1x19 S/S Strand)

 <p>Invisiware Welded Receiver</p>	X	X	X	X	 <p>* On stairs, use with Invisiware® threaded tab (see page 7)</p>
W-R6-5A (Carbon steel) ASTM A108, Type 1018	X	X	X	X	1/8" & 3/16"
W-R8-5A (Carbon steel) ASTM A108, Type 1018	X	X	X	X	1/4"
W-R6-5B	X	X	X	X	1/8" & 3/16"
W-R8-5B	X	X	X	X	1/4"
 <p>Ultra-tec Lag Eye</p>	X	X	X	X	
LE-6	X	X	X	X	1/8" & 3/16"
LE-8	X	X	X	X	1/4"
LE-6L Extended Length Lag Eye	X	X	X	X	1/8" & 3/16"
 <p>Cable Grommets (UV Resistant Black Delrin®)</p> <p>Used to help prevent rust in holes through which cable passes in applications where moisture is a factor.</p>	X	X	X	X	 <p>1/8" thru 1/4"</p>