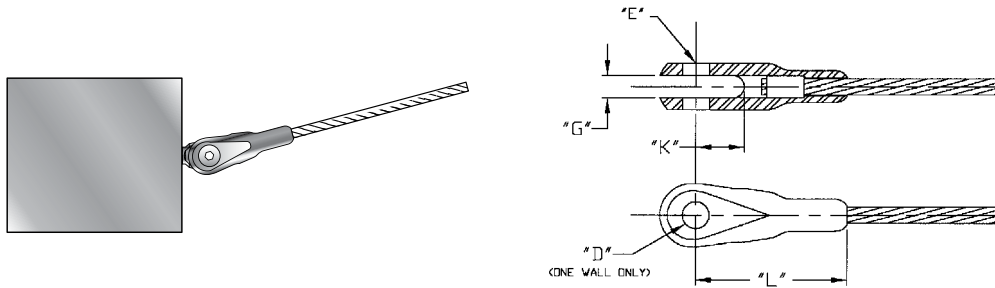


Ultra-tec® Fixed Jaw

Often used with our Adjust-A-Jaw® tensioner (page 11), because it is **shaped to match the clevis end on the Adjust-A-Jaw® tensioner but costs considerably less.** It can be used on level runs and on stairs and severe pitches.

The Ultra-tec® Fixed Jaw also makes an attractive fitting where a high-tech look is desired, where you may wish to see hardware on your railing, or if you are unable to use Invisiware® radius ferrules, Ultra-tec® Clip-on Stops, or Push-Lock™ fittings because there is no access to the back of the end post.

You can use our Invisiware® fixed tabs or threaded tabs (page 20) or lag eyes (page 21) to mount the Ultra-tec® Fixed Jaw fittings to your end posts. Or you can mount them using flat bar or angle iron welded to your post with holes drilled to accept the clevis. See the tabulated drawing and chart below to determine how this fitting interfaces with your end post.



TYPE 316 STAINLESS STEEL

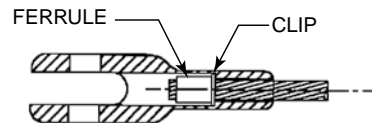
| CABLE DIA. | PART NO. | *USE WITH FERRULE NO. | *USE WITH SCREW NO | "D" DIA. | "E" THREAD | "G" | "K" | "L" |
|------------|----------|-----------------------|--------------------|----------|------------|-------|------|-------|
| 1/8" | F-J62 | F-4 | SC-6 | .260" | 1/4-28 | .260" | .56" | 1.75" |
| 3/16" | F-J62 | F-6 | SC-6 | .260" | 1/4-28 | .260" | .56" | 1.75" |
| 1/4" | F-J82 | F-8 | SC-8 | .390" | 3/8-24 | .313" | .75" | 2.12" |
| 5/16" | F-J122 | F-10 | SC-8 | .390" | 3/8-24 | .348" | .87" | 2.25" |
| 3/8" | F-J122 | F-12 | SC-8 | .390" | 3/8-24 | .348" | .87" | 2.25" |

*Order Ferrule and Screw Separately.

Ultra-tec® Clip-on Fixed Jaw

Same as our Ultra-tec® Fixed Jaw fittings, except the cable is attached to the fitting with a special clip that is installed on site by hand. The cable is supplied by the factory or distributor with a tensioner on one end and a ferrule on the other end.

There is no field swaging. You simply slip the ferrule end of the cable through the body of the fixed jaw, slip on the special clip, then pull the cable back through the body to secure the cable inside. Check with the factory or distributor to determine cable lengths to be supplied with swaged fittings. Available for 1/8" and 3/16" cable only.



Illustrated with an Adjust-A-Jaw® tensioner on the other end (see page 11).

TYPE 316 STAINLESS STEEL


| CABLE DIA. | PART NO. | *USE WITH FERRULE NO. | *USE WITH SCREW NO. | "D" DIA. | "E" THREAD | "G" | "K" | "L" |
|------------|----------|-----------------------|---------------------|----------|------------|-------|------|-------|
| 1/8" | F-JC2-4 | F-4 | SC-6 | .260" | 1/4-28 | .260" | .56" | 1.75" |
| 3/16" | F-JC2-6 | F-6 | SC-6 | .260" | 1/4-28 | .260" | .56" | 1.75" |

*Order Ferrule and Screw Separately.

See Fixed Jaw Drawing Above

ISO 9001: 2008 Certified / U.S.A. Manufacturer

1-800-851-2961 ■ 775-885-1443 ■ Fax 775-885-2734
52 Heppner Drive ■ Carson City, NV 89706
E-mail: info@ultra-tec.com Website: www.ultra-tec.com



Ultra-tec®
CABLE RAILING SYSTEMS

