

Pull-Lock™ Stop-End Fittings

NON-TENSIONING END

Field installed Pull-Lock™ fittings make installing cables easy.

No field swaging

Pull-Lock fittings are designed for use with 1x19 L.H. lay strand only. They can be used with any tensioning device on the other end...but **when used with our swageless tensioners (pages 6-7), both ends can be put on the cable by hand** without any swaging or special tools.

Easy to install

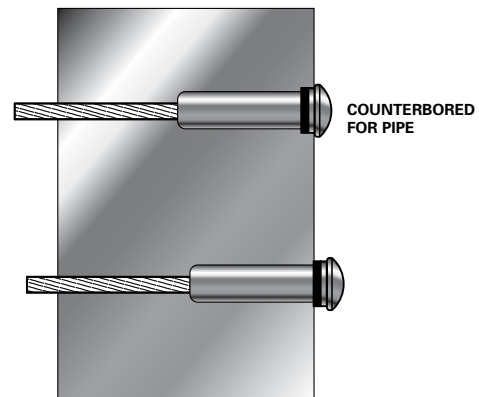
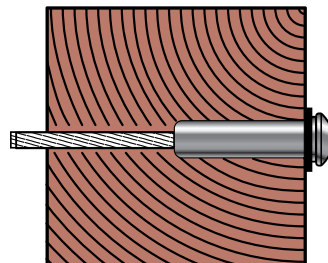
You can order your cables with a tensioner already on one end or you can install a tensioner on one end on site. Attach the tensioner on one end post, slip the Pull-Lock fitting into the other end post and pull the cable all the way through the Pull-Lock fitting. Tension the cables, then cut the excess cable off on the back side of the fitting with a 4" right angle grinder or a cutting wheel (available from the factory) that is used with your hand drill. Press on the stainless steel cap to cover the bare cable end, and you're done!

Use with metal or wood posts

Pull-Lock fittings are used with pipe and with round, square, or rectangular metal tubing. When used with an end post 1-1/2" or more in thickness, **the Pull-Lock fitting is hidden inside the end post**, with only the head exposed on the outside of the post. Pipe ends are counterbored, so the full perimeter of the screw cap head rests on a flat surface in the pipe. The head rests on the outside wall of a flat-sided metal post. A plastic washer is included and acts as a scratch-resistant barrier between the screw cap head and the metal post. For wood applications, also order 7/16SAE Stainless Steel Washer (page 21).




Illustrated with Receiver with Push-Lock Stud on other end.



4
3/1/12

ISO 9001: 2008 Certified / U.S.A. Manufacturer

Ultra-tec
CABLE RAILING SYSTEMS



1-800-851-2961 ■ 775-885-1443 ■ Fax 775-885-2734
52 Heppner Drive ■ Carson City, NV 89706
E-mail: info@ultra-tec.com Website: www.ultra-tec.com

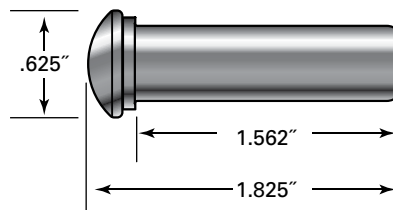

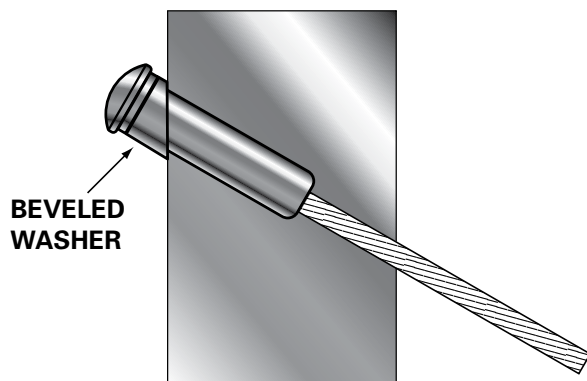
Use Pull-Lock stop-end fittings on stairs with special beveled washers.

Special stainless steel beveled washers let you use Pull-Lock fittings on stairs and severe pitches with flat-sided metal frames. (Not offered for pipe or round tubing.)



STAINLESS STEEL BEVELED WASHERS

FOR PITCH OF	ORDER PART NO.
30° - 33°	BW32-6
34° - 36°	BW35-6
37° - 39°	BW38-6



Pull-Lock™ stop-end fittings are made of type 316 stainless steel with the exception of internal components that are made of other types of stainless steel.

DESIGNED FOR USE WITH 1X19 L.H. LAY STRAND ONLY

CABLE DIA.	FRAME OPTIONS		FOR WOOD, ALSO USE S.S. WASHER PART NO.
	1-1/2" TUBE or 1-1/4" PIPE	OTHER FRAMES	
1/8"	PUL-4-12*	PUL-4	7/16SAE
3/16"	PUL-6-12*	PUL-6	

*For appearance, ends are flat (rather than rounded) on PUL-4-12 or PUL-6-12 for use with 1-1/2" tubes and 1-1/4" pipe.



Convenient cutting tool

To cut the cable flush with the end of the Pull-Lock fitting, a 4-inch right angle grinder with a cut-off wheel is ideal. For those who do not have that type of hand tool, a cutting tool for use with a hand drill is available.

Order Part No. CUT-OFF KIT (page 28).




Cable Release
See page 26
in this catalog

ISO 9001: 2008 Certified / U.S.A. Manufacturer

1-800-851-2961 ■ 775-885-1443 ■ Fax 775-885-2734

52 Heppner Drive ■ Carson City, NV 89706

E-mail: info@ultra-tec.com Website: www.ultra-tec.com



Ultra-tec®
CABLE RAILING SYSTEMS